



Road Rescue[®]

In Service for Life[™]

AN ALLIED SPECIALTY VEHICLES COMPANY

ULTRAMEDIC



A Whisper Quiet, All Aluminum Interior – Our all aluminum interior protects against blood borne pathogens while providing a whisper quiet environment that virtually eliminates outside noises, allowing you to manage the patient's vital signs without distractions.

B Patient Centric Ceiling with Central Air System – Includes a medical rail system directly over the patient, providing a work zone with lights and medical accessories along with ceiling vents to maximize conditioned air flow.

C Smart Display-Digital Multiplex with LCD Screen – Performs system monitoring diagnostics, with visual/audible warnings and offers the ability to display backup, patient area and perimeter monitoring.

D Rail System – Exclusive hospital-style medical rail system consolidates outlets into a convenient location that can be field adjusted.




Spacious and customizable interior and exterior provides an extremely versatile unit for city streets or long transports.



The Ultramedic is the flagship in the Road Rescue line.

ULTRAMEDIC

Road Rescue pioneers new features that allow emergency personnel to provide effective patient care in a safe, secure environment. When you choose Road Rescue, you know you're getting the safest, most innovative ambulances in the industry with features designed to provide a secure environment for patient care and occupant safety.



A Hidden Hinges – Exclusive design protects hinges from environmental conditions and provides a clean, streamlined appearance.

B Crash-Rail System – The snap-on extruded rubber crash rail eliminates fasteners for easy repair or replacement in the field. It also houses a reflective insert for increased conspicuity and safety.

C Wall-Panel Construction – Formed .125" aluminum utilizing pan formed, single sheet front, rear and side wall design principles enhances a robust modular structure.

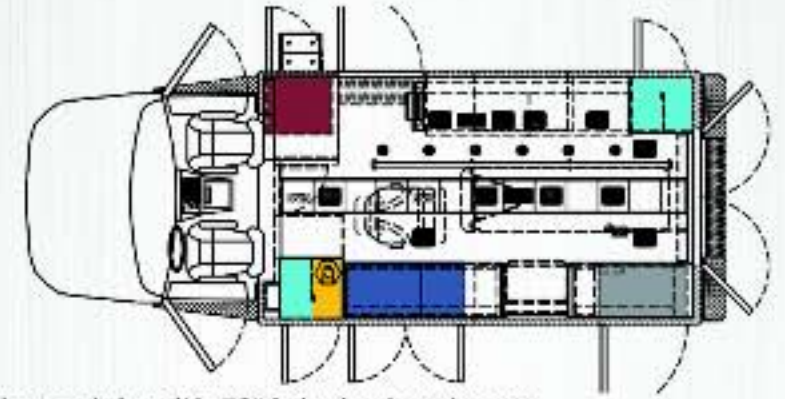
D Roof Radius – The perimeter of the roof is framed with a radius extrusion with triple-wall webbing for long-term strength and structural integrity.

SOME OF THE AVAILABLE CHASSIS OPTIONS:

Ford E450

- 158" WB / 100" CA / 14,500 lb. GVWR
- NFPA aluminum running boards with splash guard
- Stainless steel wheel inserts
- Velvac heated, remote mirrors

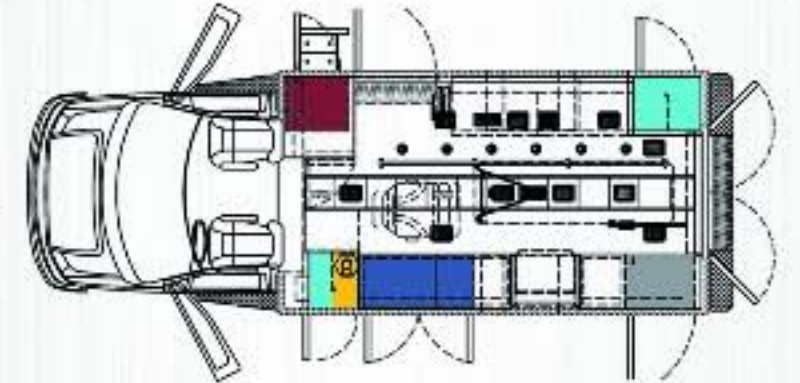
BASE SPECIFICATIONS • 168" long x 96" wide module with 72" interior headroom



Chevy G4500

- 159" WB / 100" CA / 14,200 lb. GVWR
- NFPA aluminum running boards with splash guard
- Stainless steel wheel Inserts

BASE SPECIFICATIONS • 170" long x 96" wide module with 72" interior headroom

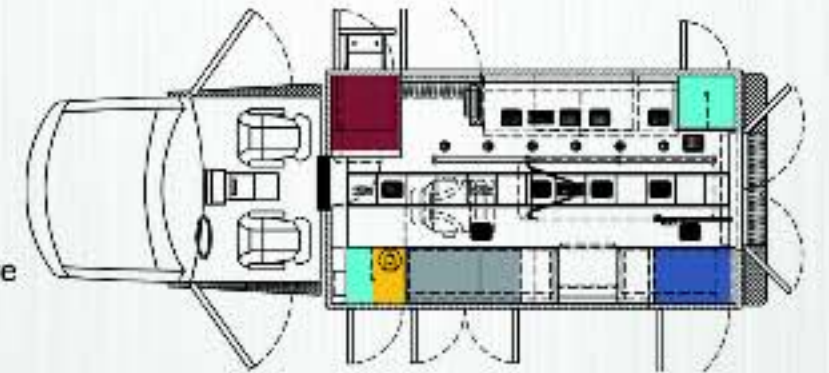


Ford F-Series

F450 / F550 / F650 CHASSIS SPECS

- GVWR ranges from 16,500 - 22,500
- NFPA aluminum running boards
- Air suspension with lowering feature
- Stainless steel wheel inserts

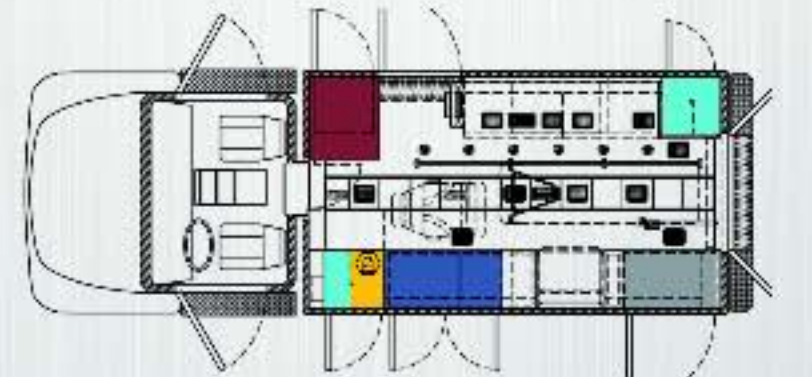
BASE SPECIFICATIONS • 168" long x 96" wide module with 72" interior headroom



Freightliner M2

- 108" CA, 178" WB, 20,000 GVWR
- OEM air suspension with lowering feature
- Diamond plate trim
- Stainless steel wheel Inserts

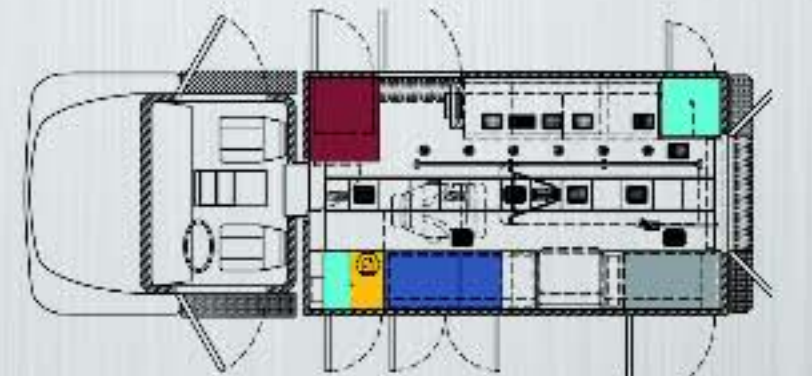
BASE SPECIFICATIONS • 168" long x 96" wide module with 72" interior headroom



Navistar 4100 / 4300

- 108" CA, 175" WB, 20,000 GVWR
- Air suspension with lowering feature
- Diamond plate trim
- Stainless Steel wheel inserts
- TerraStar

BASE SPECIFICATIONS • 168" long x 96" wide module with 72" interior headroom



Oxygen Storage Spare Tire & Equipment Backboard Storage Inside/Outside Access Miscellaneous Storage

(877) 813-9226 • www.roadrescue.com



Road Rescue®

In Service for Life™

AN ALLIED SPECIALTY VEHICLES COMPANY